

Unaudited Financial Results for the Quarter Ended 30th June, 2012.

SEGMENTWISE REVENUE, RESULTS AND CAPITAL EMPLOYED

Sl. No.	Particulars	Quarter ended			
		30.06.2012		31.03.2012	
		Unaudited	Audited	Unaudited	Audited
(₹ in Lacs)					
1	Income from operation				
	a) Net sales/Income from operations (net of excise duty)	52,766	57,517	44,377	198,700
	b) Other Operating Income	310	415	238	1,311
	Total Income from operations (net) (a + b)	53,076	57,932	44,615	200,011
2	Expenses				
	a) Cost of material consumed	33,082	32,655	35,514	130,740
	b) Purchase of stock in trade	370	597	164	1,745
	c) Change in inventories of finished goods, work in progress and stock in trade	(1,535)	4,789	(8,640)	(2,298)
	d) Employees benefit expenses	4,715	3,978	3,962	16,421
	e) Depreciation and amortisation expenses	2,444	2,334	2,169	8,910
	f) Power & Fuel	5,186	4,852	4,517	17,954
	g) Other Expenditure	5,129	5,827	4,437	20,272
	Total expenses	49,391	55,032	42,123	193,744
3	Profit(+)/Loss (-) from Operations before Other Income, Finance costs, Tax & Exceptional Items (1 - 2)	3,685	2,900	2,492	6,267
4	Other Income	194	219	203	922
5	Profit(+)/Loss (-) from ordinary activities before Finance cost, Tax & Exceptional Items (3 + 4)	3,879	3,119	2,695	7,189
6	Finance Cost	3,004	2,725	2,477	10,404
7	Profit(+)/Loss (-) from ordinary activities after Finance cost but before Tax & Exceptional Items (5 - 6)	875	394	218	(3,215)
8	Exceptional items			(537)	
9	Profit(+)/Loss (-) from Ordinary Activities before tax (7+8)	875	394	(319)	(3,215)
10	Less: Tax Expense				
	Current	174			(385)
	Deferred	295	120		(651)
11	Net Profit (+)/Loss (-) from Ordinary Activities after tax (9-10)	406	274	(319)	(2,179)
12	Extraordinary Items (net of tax expense)				
13	Net Profit (+)/Loss (-) for the period (11-12)	406	274	(319)	(2,179)
14	Minority Interest				
15	Net Profit (+)/Loss (-) after taxes, Minority Interest of Associates (13+14)	406	274	(319)	(2,179)
16	Paid up Equity Share Capital (Face Value : ₹ 10/- per Share)	2,315	2,315	2,315	2,315
17	Reserves excluding Revaluation Reserves as per balance sheet of previous accounting year				26,165
18 i	Earnings Per Share (before extraordinary items) (of ₹ 10 each) in ₹				
	a) Basic EPS (not annualised)	1.75	1.18	(1.38)	(9.41)
	b) Diluted EPS (not annualised)	1.75	1.18	(1.38)	(9.41)
18 ii	Earnings Per Share (after extraordinary items) (of ₹ 10 each) in ₹				
	a) Basic EPS (not annualised)	1.75	1.18	(1.38)	(9.41)
	b) Diluted EPS (not annualised)	1.75	1.18	(1.38)	(9.41)

PART II

A PARTICULARS OF SHAREHOLDING

Sl. No.	Particulars	Quarter ended 30.06.2012			
		30.06.2012	31.03.2012	30.06.2011	31.03.2012
1	Public shareholding				
	- Number of shares	11,242,035	11,242,035	11,242,035	11,242,035
	- Percentage of shareholding	48.56%	48.56%	48.56%	48.56%
2	Promoters and Promoter Group Shareholding				
	a) Pledged / Encumbered	NIL	NIL	NIL	NIL
	- Number of shares				
	- Percentage of shares				
	(as a % of the total shareholding of promoter and promoter group)				
	- Percentage of shares				
	(as a % of the total share capital of the company)				
	b) Non - Encumbered				
	- Number of shares	11,906,654	11,906,654	11,906,654	11,906,654
	- Percentage of shares	100%	100%	100%	100%
	(as a % of the total shareholding of promoter and promoter group)				
	- Percentage of shares	51.44%	51.44%	51.44%	51.44%
	(as a % of the total share capital of the company)				

B INVESTOR COMPLAINTS

Particulars	Quarter ended 30.06.2012
Pending at the beginning of the quarter	NIL
Received during the quarter	2
Disposed off during the quarter	2
Remaining unresolved at the end of quarter	NIL


Sl. No.	Particulars	Quarter ended			
		30.06.2012		31.03.2012	
		Unaudited	Audited	Unaudited	Audited
(₹ in Lacs)					
1	Segment Revenue				
	a) Yarn *	43,447	49,252	38,276	170,217
	b) Fabrics	11,131	10,044	7,879	35,464
	c) Others	106	163	-	165
	Total	54,684	59,459	46,155	205,846
	Less : - Inter Segment Revenue	1,722	1,631	1,725	6,656
	Net Sales /Income from Operations	52,962	57,828	44,430	199,190
2	Segment Result				
	Earnings (+)/Loss (-) before tax and Interest from each Segment				
	a) Yarn	2,931	1,798	1,126	3,080
	b) Fabrics	801	867	924	3,279
	Total	3,732	2,665	2,050	6,359
	Less :- i. Interest (Net)	2,890	2,497	2,293	9,582
	ii. Other un-allocable expenditure net off unallocable income	(33)	(226)	76	(8)
	Total Profit Before Tax	875	394	(319)	(3,215)
3	Capital Employed				
	(Segment assets - Segment liabilities)				
	a) Yarn	94,392	86,424	95,790	86,424
	b) Fabrics	37,822	29,229	28,676	29,229
	Total	132,214	115,653	124,466	115,653
	Other assets	21,237	35,861	15,026	35,861
	Total Capital Employed	153,451	151,514	139,492	151,514

* Include Captive & Standby power

Notes:

- The auditors have conducted limited review of the financial results for the quarter ended June 30, 2012. The above Financial Results were reviewed by the Audit Committee and thereafter were approved and taken on record by the Board of Directors at its meetings held on 9th August, 2012.
- The figures of the previous period / year have been regrouped / recast wherever considered necessary.
- On adoption of AS-30, the value of Hedged Forex Exposure as on 30th June, 2012 was marked to market and loss of ₹ 282.36 Lac has been carried to Hedging Reserve A/c.

By order of Board
For RSWM Limited



Place: Noida (U. P.)
Date: 09th August, 2012

Arun Chutwal
Managing Director & Chief Executive Officer

**S. BHARGAVA ASSOCIATES
CHARTERED ACCOUNTANTS
1, PAREEK COLLEGE ROAD
BANI PARK
JAIPUR, (RAJASTHAN)**

**A. L. CHECHANI & CO.
CHARTERED ACCOUNTANTS
17 HEERA PANNA MARKET
PUR ROAD, BHILWARA
(RAJASTHAN)**

Review report to M/S RSWM Limited

We have reviewed the accompanying statement of unaudited financial results of RSWM Limited for the period ended 30th June, 2012, except for the disclosures regarding 'Public Shareholding' and 'Promoter and Promoter Group Shareholding' which have been traced from disclosures made by the Management but have neither been reviewed nor been audited by us. The Statement has been prepared by the Company pursuant to Clause 41 of the Listing Agreement with the Stock Exchanges in India, which has been initialled by us for identification purposes. This Statement is the responsibility of the Company's management and has been approved by the Board of Directors. Our responsibility is to issue a report on these financial Statements based on our review.


We conducted our review in accordance with the Standard on Review Engagement (SRE) 2410, "Engagements to Review Financial Statements" issued by the Institute of Chartered Accountants of India. This Standard requires that we plan and perform the review to obtain moderate assurance as to whether the financial statements are free of material misstatement.

A review is limited primarily to inquiries of company personnel and analytical procedures applied to financial data and thus provide less assurance than an audit. We have not performed an audit and, accordingly, we do not express an audit opinion.

Based on our review conducted as above, nothing has come to our attention that causes us to believe that the Statement has not been prepared in all material respects in accordance with the applicable Accounting Standards notified pursuant to the Companies (Accounting Standards) Rules, 2006 as per Section 211(3C) of the Companies Act, 1956 and other recognized accounting practices and policies, and has not disclosed the information required to be disclosed in terms of Clause 41 of the Listing Agreement including the manner in which it is to be disclosed, or that it contains any material misstatement.


**For S. Bhargava Associates
Chartered Accountants
Firm Regn. No.003191C**

Harsha Mangtani
**Harsha Mangtani
Partner
Membership No.411766**



**For A. L. Chechani & Co.
Chartered Accountants
Firm Regn. No.005341C**

Sunil Surana
**Sunil Surana
Partner
Membership No.36093**



Place : Noida

Dated : August 9, 2012